

Proposed Operating Budget FY2016 - 2017



Barrington Public Schools
February 4, 2016

FY17 Proposed Budget

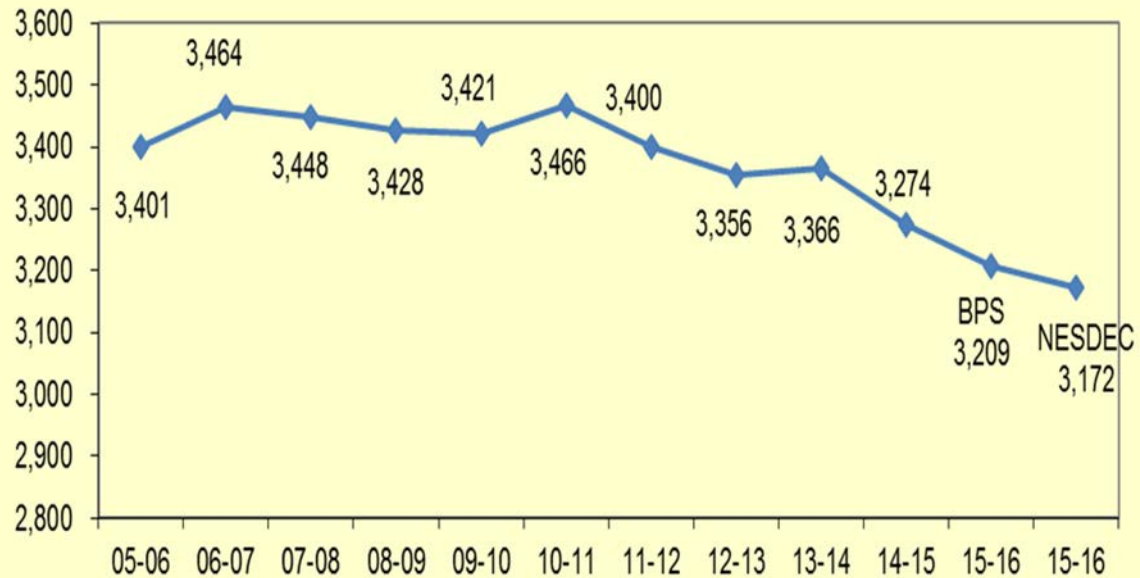


- District Strategic Plan
- Supporting Curriculum and Instruction
- Analysis enrollment projection – NESDEC and McKibben's reports
- Continuation - School Safety - School Resource Officer (SRO)
Municipal – School Collaboration
- Support technology implementation of 1:1
- Playgrounds - continue to address identified safety needs
- Zero Base Budget (ZBB) is a budgeting process that asks managers to build a budget from the ground up, starting from zero.

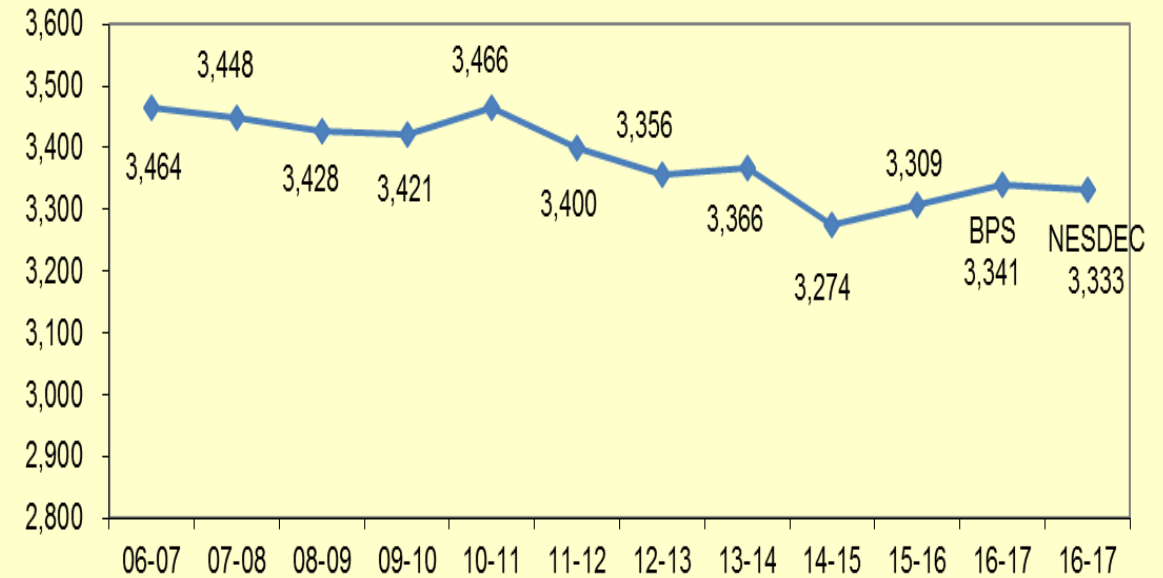
Enrollment History Comparison



FY16 Enrollment History



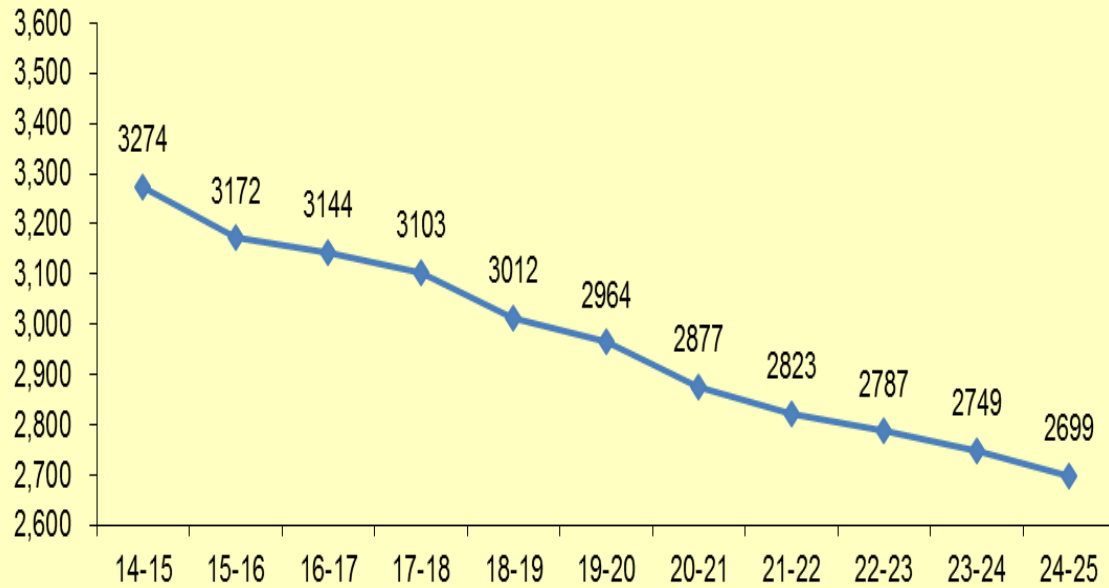
FY17 Enrollment History



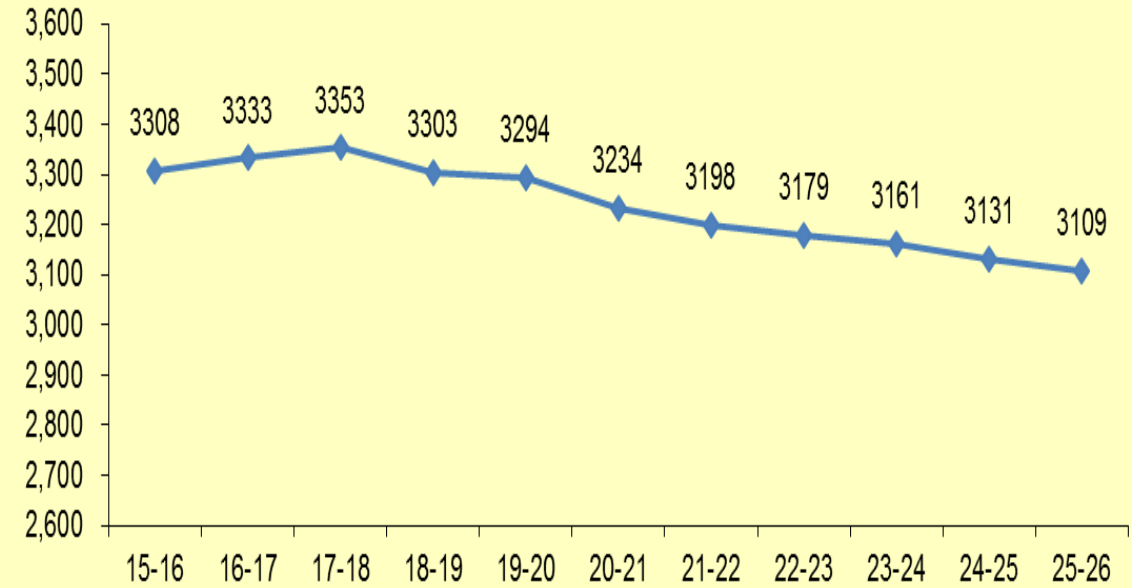
Enrollment Projection Comparison



FY16 Projected Enrollment Data



FY17 Projected Enrollment Data



External Factors



➤ Pension Rate

Teachers (ERSRI-DB) FY17 rate will decrease from 13.73% to 13.18%

- Saving based on current salaries = (\$134,405)
- No change to the Define Contribution (DC) Plan

Non-Cert (MERS) FY17 rate will increase from 8.48% to 9.07%

- Impact on current salaries = \$22,981
- No change to the Define Contribution (DC) Plan

➤ Medical Insurance Rate no increase for FY17

➤ Affordable Care Act (ACA) Reinsurance Fee

- FY16 \$30k

➤ State Funding Formula

- FY17 and FY18 will be the last years of increases
- Estimated FY17 \$120,669, and FY18 \$120k.
- The Governor's proposed budget project that Barrington will receive less than anticipated. This is a result a change in the State Share Ratio relating to Poverty, Enrollment and Assessed Value

➤ Consumer Price Index – All Urban Consumers 2.1%

- (Excludes food and energy)

Major Budget Categories



Operating Budget

- Salaries and Benefits
- Special Education
 - Out of District Tuition
 - Services
- Transportation
- Utilities
- Maintenance of Facilities

- 96.8% of the operating budget is committed by contractual, operational and state / federal mandated services. 85% Salary and Benefits

- **Capital Budget**
- Technology Capital Budget \$275,000 Year 2 of the implementation plan 1:1
- Playgrounds – Elementary School Property \$100,000 (Funded from School Capital Reserve) No budget implication.

FY17 Proposed Budget - Staff Reconciliation



Certified Staff Adjustment as proposed

Increase(s)

- MS Math Instructional Support (increased student needs) 0.50 FTE (FY16 adjustment – increased student needs)
 - Elementary Kindergarten Nayatt enrollment 1.00 FTE (FY16 adjustment – increased enrollment)
- Total Certified Staff Increase = 1.50 FTE

Decrease(s)

- HS Tech Fellowship (0.10) FTE (FY16 adjustment)
 - Special Education – Pre-School (0.67) FTE
- Total Certified Staff Decrease = (0.77) FTE

Total Net Change Certified Staff = 0.73 FTE

Support Staff Adjustment as proposed

- Teacher Assistant (0.62) FTE
 - Volunteer Coordinator (0.50) FTE
- Total Net Change Support Staff = (1.12) FTE
- Total Net Change all Staff = 0.39 FTE

FY17 New Initiatives and Enrollment Change



	<u>FTE</u>	<u>Est. Cost</u>	<u>Percent Incr.</u>
Transportation Contract - Start Time		\$419,695	0.89%
<u>Social Worker PreK-5</u> (click for description)	1.00	\$113,388	0.24%
<u>HM Instructional Coach</u> (click for description)	1.00	\$73,185	0.15%
<u>K -3 Intervention Specialist</u> (click for description)	3.00	\$219,555	0.47%
MS Technology Fellowship 1:1	<u>0.50</u>	<u>\$36,641</u>	<u>0.08%</u>
Total Est. Increase - New Initiatives	5.50	\$862,464	1.83%
HS World Language (enrollment change)	<u>0.60</u>	<u>\$46,262</u>	<u>0.10%</u>
Total Est. Increase	6.10	\$908,726	1.93%

**Barrington Public Schools
Proposed Budget
2016 - 2017
BUDGET HIGHLIGHTS
February 4, 2016**



Operating Budget 2015-2016		\$ 47,168,789
<u>Current Program</u>		
Salary Increases (51000)	\$ 1,150,649	
Employee Benefit (52000)	\$ 1,421	
Contracted Services (53000)	\$ 123,296	
Tech, Maint & Property Serv (54000)	\$ 27,985	
Other Purchase Services (55000)	\$ 454,674	
Supplies / Textbooks (56000)	\$ 103,870	
Educ Equipment (57000)	\$ 20,764	
Dues & Fees (58000)	<u>\$ (3,168)</u>	
Total Increase in Proposed Operating Budget		<u>\$ 1,879,491</u> 3.98%
Proposed Operating Budget 2015 - 2016		\$ 49,048,280
Capital - Technology	\$ 275,000	
Capital - Playground Funded from Sch Cap Reserve	\$ 100,000	

**Barrington Public Schools
Proposed Operating Budget
FY2016 - 2017
Tax Impact
February 4, 2016**



Approved Operating Budget 2015-2016	\$ 47,168,789	
FY17 Proposed Oper Budget Incr/(Dcr)	\$ 1,879,491	3.98%
FY17 Proposed Operating Budget	\$ 49,048,280	
FY16 State Aid Estimated Increase	\$ (120,669)	-0.26%
Impact to Taxpayers - Operating Budget	\$ 1,758,822	3.73%

Capital Program

FY16 School Improvement - Elem. Playgrounds *	\$ 100,000
FY16 Capital Technology **	\$ 275,000

* School improvements will be paid from the School's Capital Reserve Fund

** Maintain level funding for Technology.

District is also scheduled to complete the approved \$2.4m Immediate Health & Safety Projects during this upcoming summer. These projects are funded through the School Improvement Capital Reserve Funds

Administrators' Summary



- Analysis of enrollment projections – NESDEC and McKibben's reports
- Assumptions relating to pending contract negotiations are included in the budget under current programs
- Adjustment in personnel relating to anticipated retirements
- Analysis of all programs for reallocation of personnel
 - Nayatt Kindergarten (maintain currently FTE)
 - Primrose Hill 2nd grade (potential increase)
 - Sowams Kindergarten (potential reduction)
- Monitor itinerants and support personnel schedules

Summary



- District Pension Contribution Rate will decrease slightly
- Medical Insurance rates for FY17 will not increase
- Cost for Current Programs will increase by \$970,675 or 2.06%
- Cost for New Initiatives \$862,464 or 1.83%
- Cost for change in enrollment \$46,262 or 0.10%
- State Aid will increase by \$120k –
 - State share ratio decreased by 2.2% from 19.7% in FY 2016 to 17.5% in FY 2017: Two components: property values weighted for median family income and PK-6 free and reduced price lunch eligibility %, resulting in the lower state share.

Next Steps



Barrington Public Schools
Next meeting February 11, 2016