

# Barrington Public Schools



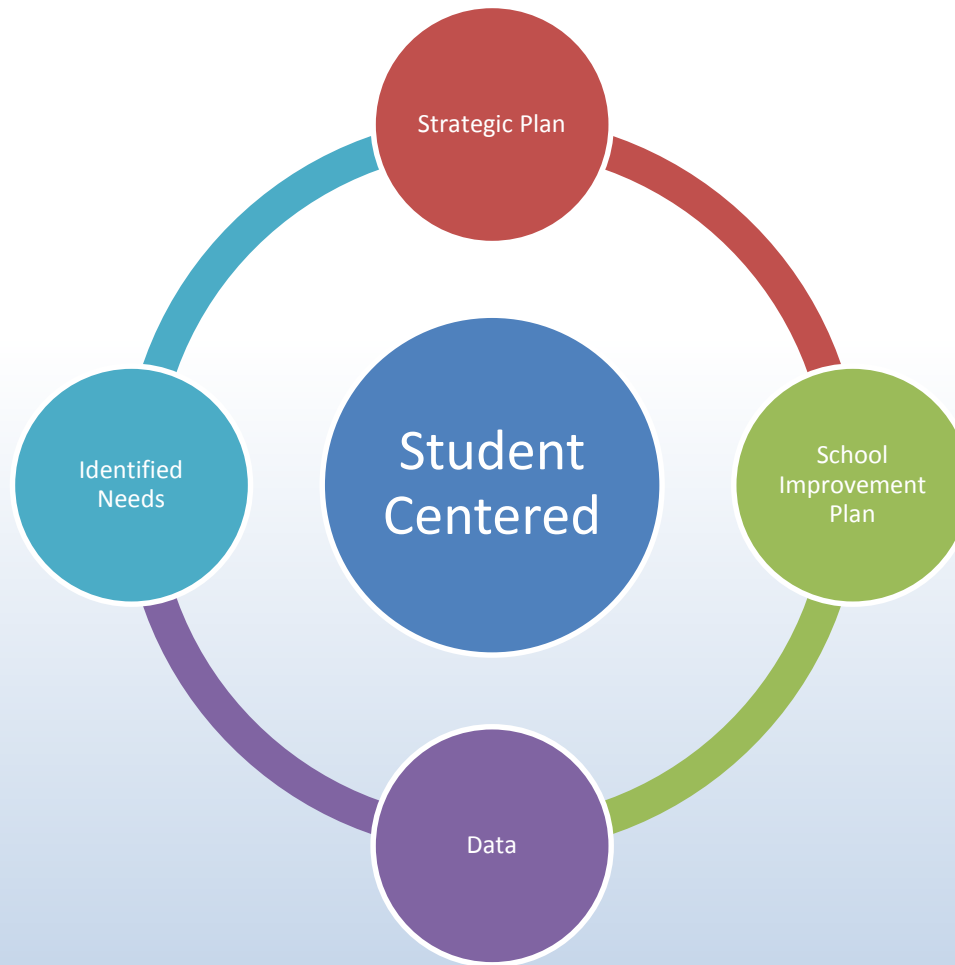
## Proposed FY2016-2017 Comprehensive Budget

January 7, 2016

# Achieve Excellence in Learning and Technology



Barrington Public Schools



# Achieve Excellence in Learning and Teaching



Barrington Public Schools

## **All decisions must be student centered**

- Provide a safe and secure environment
- Meeting the needs of all learners
- Align resources consistent with the strategic plan
- Support curriculum through materials and resources
- Deliver a quality education through diverse course offerings
- Support technology to provide expanded access to teaching and learning resources
- Continue to offer a high level of professional development



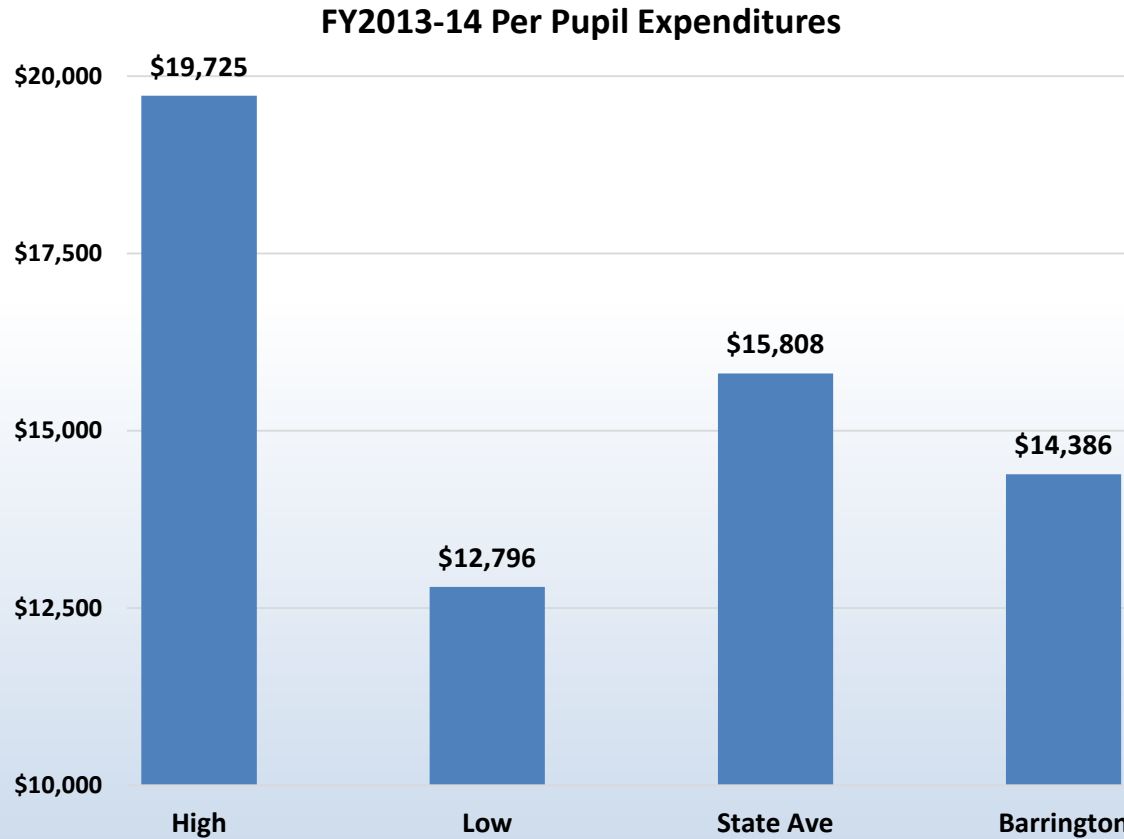
# Return on Investment

- Per Pupil Expenditures (FY14 Data ranks Barrington 9 from the bottom as compared to other RI Public Schools)
- Students receive a comprehensive high level educational learning experience PK-12
- Advanced Placement Courses (AP) – High level of participation with increased results
- SAT results – Rank high as compared to RI and National averages

# Return on Investments – Per Pupil Exp.



Barrington Public Schools

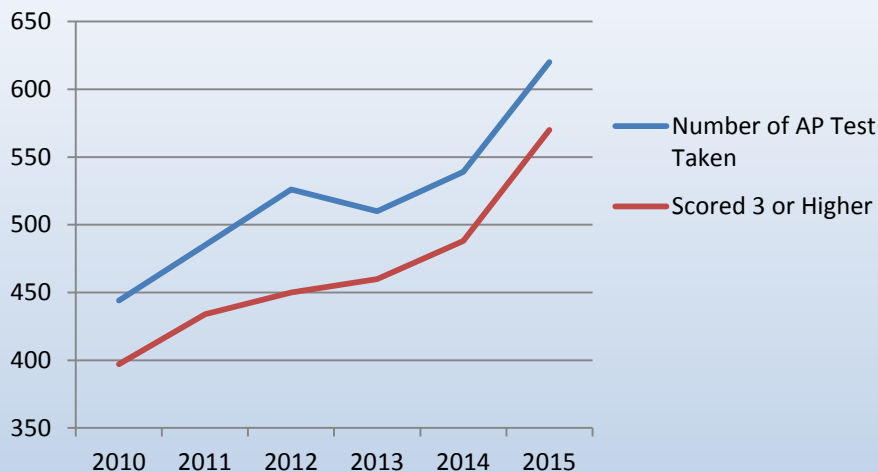




# Return on Investment – Advance Placement Courses (AP)

Barrington High School			
AP Test - Stats			
Spring 2015 Data			
	Number of AP Test Taken	Scored 3 or Higher	Number of Course Offering
2010	444	397	13
2011	485	434	14
2012	526	450	14
2013	510	460	15
2014	539	488	16
2015	620	570	17
2016	TBD	TBD	17

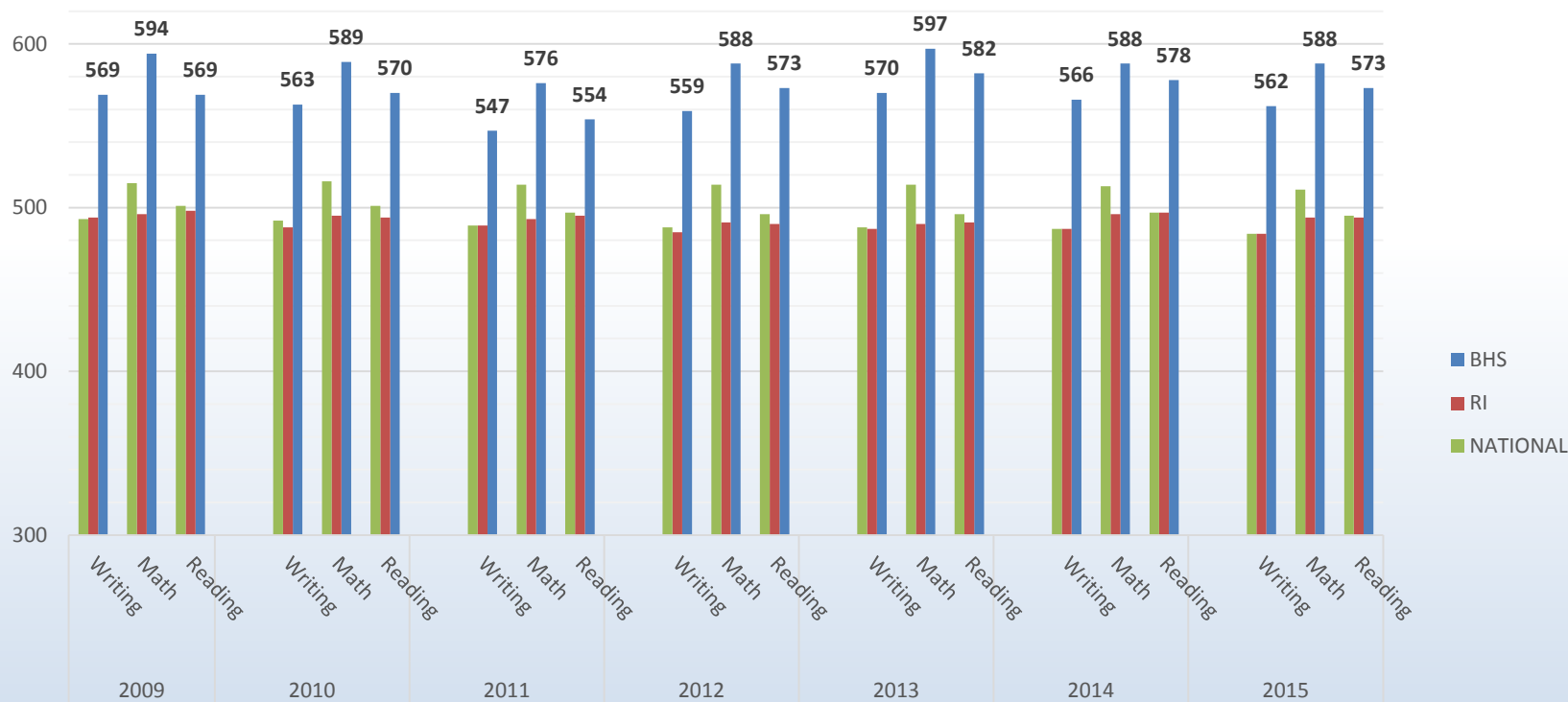
**Barrington High School  
AP Test - Stats**





# Return on Investment - SAT

## SAT Data - 2009-2015





# Return on Investment (continued)

## ➤ Achievement Recognitions for Students and Teachers

- Nayatt School named National Blue Ribbon School for 2015.
- Barrington High School ranks high on the Organization for Economic Cooperation and Development (OECD) Programme for International Student Assessment (PISA).
- RI Monthly (Sept 2015) recognizes Barrington High School as top public high school in RI. Factors were low per pupil cost, AP and SAT test scores and course offering.
- September 2014, Newsweek ranked Barrington High School 200 as one of America's Top High Schools.
- September 30, 2014, the U.S. Secretary of Education announced BMS as one of 25 public middle schools 2014 National Blue Ribbon.
- Barrington High School Recognized as a 2014 Commended School, the Highest Rhode Island Department of Education Classification.
- US World and News Reports ranked BHS as one of the best High Schools in the country "2014 Gold Medal School".





# Influences

## ➤ Internal

- Adhering to the District Strategic Plan
- Enrollment (short and long term)
- Student Needs
- Out of District Tuition

## ➤ External

- Federal and State Mandates
- Economic Conditions
- Pension and Medical Rates
- State Funding Formula –
  - FY17 will be the last year for a full increase with a smaller increase anticipated for FY18
- Funding Formula is controlled by enrollment
  - Aid is subject to a potential decrease based on student enrollment

# Factors and Outside Influences



Barrington Public Schools

**Barrington Public Schools  
State Aid History  
FY05 - FY17**





# Known Factors

- Based on NESDEC's projections it is anticipated that enrollment will decline on average by 2% annually for the next 10 years.
- Pension Rate
  - Teacher (ERSRI-DB) FY17 rate decr from 13.73% to 13.18%
  - No change to the Define Contribution (DC) Plan
  - Saving based on current salaries = (\$134,405)
- Non-Cert (MERS) FY17 rate will incr from 8.48% to 9.07%
  - No change to the Define Contribution (DC) Plan
  - Impact on current salaries = \$22,981
- Medical Insurance Rate no increase for FY17



# How to accomplish a realistic budget for all stakeholders

- Use Zero Based Budgeting
- Monitor enrollment
- Fiscally Responsible and Transparent
  - Budget Presentation and Community Feedback
- Collaboration
- Efficient reallocation of resources
- Review Town and State Financial Indicators
  - Real Estate Values
  - Changing demographics



Barrington Public Schools

# School Committee Input